

# Q1 2026 Operating & Financial Results

May 12, 2026

TSX-V: ITR | NYSE: ITRG

[INTEGRARESOURCES.COM](https://www.integrareources.com)

# CAUTIONARY NOTE & DISCLAIMER

This presentation has been prepared by Integra Resources Corp. ("Integra" or the "Company") solely for the use in connection with the recipient's evaluation of the Company. This document is a presentation of information about the Company's activities as the date of the presentation and should be read in conjunction with all other disclosure documents of the Company. The information in this presentation is not intended to modify, qualify, supplement or amend information disclosed under corporate and securities legislation of any jurisdiction applicable to the Company. It is information in a summary form and does not purport to be complete and does not constitute an offer to sell or the solicitation of an offer to buy any security. It is not intended to be relied upon as advice to investors or potential investors and does not take into account the investment objectives, financial situation or needs of any particular investor. These should be considered, with or without professional advice, when deciding if an investment is appropriate. The information contained in this presentation is derived from estimates made by the Company, information that has been provided to the Company by other parties and otherwise publicly available information concerning the business and affairs of the Company and does not purport to be all-inclusive or to contain all the information that an investor may desire to have in evaluating whether or not to make an investment in the Company. In particular, information derived from third party sources has not been independently verified and is subject to material updating, revision and further amendment. No representation or warranty, express or implied, is made or given by or on behalf of the Company or any of its affiliates, or any of the directors, officers or employees of any such entities as to the accuracy, completeness or fairness of the information or opinions contained in this presentation and no responsibility or liability is accepted by any person for such information or opinions. In furnishing this presentation, the Company does not undertake or agree to any obligation to provide the recipients with access to any additional information or to update this presentation or to correct any inaccuracies in, or omissions from, this presentation that may become apparent. No person has been authorized to give any information or make any representations other than those contained in this presentation and, if given and/or made, such information or representations must not be relied upon as having been so authorized. The information and opinions contained in this presentation are provided as at the date of this presentation. The contents of this presentation are not to be construed as legal, financial or tax advice. Each prospective investor should contact his, her or its own legal adviser, independent financial adviser or tax adviser for legal, financial or tax advice. No securities commission or regulatory authority has reviewed the accuracy or adequacy of the information presented. This presentation is for informational purposes only and does not constitute an offer or a solicitation of an offer to purchase the securities referred to herein.

Certain information set forth in this presentation contains "forward-looking statements" and "forward-looking information" within the meaning of applicable Canadian securities legislation and in applicable United States securities law (referred to herein as forward-looking statements). Forward-looking statements are often identified by the use of words such as "may", "will", "could", "would", "anticipate", "believe", "expect", "intend", "potential", "estimate", "budget", "scheduled", "plans", "planned", "forecasts", "goals" and similar expressions. Except for statements of historical fact, certain information contained herein constitutes forward-looking statements which includes, but is not limited to, statements with respect to: the future financial or operating performance of the Company and its mineral properties; results from work performed to date; the estimation of mineral resources and reserves; the realization of mineral resource and reserve estimates; the development, operational and economic results of the Company's mineral properties and contents are related technical reports, including cash flows, revenue potential, development, expenditures, and timing thereof, extraction rates, life-of-mine projections and cost estimates; timing of completion of a technical report summarizing the results of the DeLamar Project FS; magnitude or quality of mineral deposits; anticipated advancement of the Company's mineral properties; exploration expenditures, costs and timing of the development of new deposits; costs and timing of future exploration; permitting; construction and optimization planning; estimates of metallurgical recovery rates and grades; requirements for additional capital; the future price of metals; government regulation of mining operations; environmental risks; the timing and possible outcome of pending regulatory matters; the realization of the expected economics of the Company's mineral properties; future growth potential of the Company; and future development plans.

Forward-looking statements are based on a number of factors and assumptions made by management and considered reasonable at the time such statement was made. Assumptions and factors include: the Company's ability to complete its planned exploration and development programs; the absence of adverse conditions at the Company's mineral properties; no unforeseen operational delays; no material delays in obtaining necessary permits; results of independent engineer technical reviews; the possibility of cost overruns and unanticipated costs and expenses; the price of gold and other metals remaining at levels that continue to render the Company's mineral properties economic; the Company's ability to continue raising necessary capital to finance operations; and the ability to realize on the mineral resource and reserve estimates. Forward-looking statements necessarily involve known and unknown risks and uncertainties, which may cause actual performance and financial results in future periods to differ materially from any projections of future performance or result expressed or implied by such forward-looking statements. These risks and uncertainties include, but are not limited to: general business, economic and competitive uncertainties; the actual results of current and future exploration activities; conclusions of economic evaluations; meeting various expected cost estimates; benefits of certain technology usage; changes in project parameters and/or economic assessments as plans continue to be refined; future prices of metals; possible variations of mineral grade or recovery rates; the risk that actual costs may exceed estimated costs; geological, mining and exploration technical problems; failure of plant, equipment or processes to operate as anticipated; accidents, labor disputes and other risks of the mining industry; delays in obtaining governmental approvals or financing; risks related to local communities; the speculative nature of mineral exploration and development (including the risks of obtaining necessary licenses, permits and approvals from government authorities); title to properties; and other factors beyond the Company's control and as well as those factors included herein and elsewhere in the Company's public disclosure. Although the Company has attempted to identify important factors that could cause actual actions, events or results to differ materially from those described in the forward-looking statements, there may be other factors that cause actions, events or results not to be as anticipated, estimated or intended. Readers are advised to study and consider risk factors disclosed in Integra's Annual Information Form dated March 24, 2026 for the fiscal year ended December 31, 2025, which is available on the SEDAR+ issuer profile for the Company at [www.sedarplus.ca](http://www.sedarplus.ca) and available as Exhibit 99.1 to Integra's Form 40-F, which is available on the EDGAR profile for the Company at [www.sec.gov](http://www.sec.gov).

Investors are cautioned not to put undue reliance on forward-looking statements. The forward-looking statements contained herein are made as of the date of this presentation and, accordingly, are subject to change after such date. The Company disclaims any intent or obligation to update publicly or otherwise revise any forward-looking statements or the foregoing list of assumptions or factors, whether as a result of new information, future events or otherwise, except in accordance with applicable securities laws. Investors are urged to read the Company's filings with Canadian securities regulatory agencies, which can be viewed online under the Company's profile on SEDAR+ at [www.sedarplus.ca](http://www.sedarplus.ca).

## Qualified Person

The scientific and technical information contained in this presentation has been reviewed and approved by James Frost, P.Eng., Director, Technical Services of Integra Resources Corp., who is a qualified person as defined by National Instrument 43-101 – Standards of Disclosure for Mineral Projects ("NI 43-101").

## Technical Reports & News Releases

Certain scientific and technical information relating to the Company's mineral properties are based on and derived from the below noted technical reports prepared in accordance with NI 43-101 and applicable news releases. The information contained in this presentation related to the applicable mineral properties is subject to all of the assumptions, qualifications and procedures set out in each such report and as disclosed in such applicable news releases. Reference should be made to such reports, which have been filed (or will be filed in the case of the DeLamar Project), and applicable news releases, with the applicable regulatory authorities and are available under the Company's SEDAR+ and EDGAR profile at [www.sedarplus.ca](http://www.sedarplus.ca) and [www.sec.gov](http://www.sec.gov). The technical reports are meant to be read as a whole and sections should not read or relied upon out of context.

- Florida Canyon: "NI 43-101 Technical Report, Florida Canyon Gold Mine, Pershing County, Nevada, USA", dated July 11, 2024, with an effective date of June 28, 2024.
- DeLamar: "NI 43-101 Feasibility Study and Technical Report on the DeLamar Project, Owyhee County, Idaho, USA", dated February 2, 2026, with an effective date of December 8, 2025.
- Nevada North: "NI 43-101 Technical Report Preliminary Economic Assessment for the Wildcat and Mountain View Projects, Pershing and Washoe Counties, Nevada, United States of America", dated July 30, 2023, with an effective date of June 28, 2023.

## Cautionary Note for U.S. Investors Concerning Mineral Resources and Reserves

NI 43-101 is a rule of the Canadian Securities Administrators which establishes standards for all public disclosure an issuer makes of scientific and technical information concerning mineral projects. Technical disclosure contained in this presentation has been prepared in accordance with NI 43-101 and the Canadian Institute of Mining, Metallurgy and Petroleum Classification System. These standards differ from the requirements of the U.S. Securities and Exchange Commission ("SEC") and resource and reserve information contained in this presentation may not be comparable to similar information disclosed by domestic United States companies subject to the SEC's reporting and disclosure requirements.

All references to "\$" in this presentation are to U.S. dollars unless otherwise stated.

## Q1 2026 Operating & Financial Results: Call Participants



**George Salamis**  
President, Chief Executive  
Officer & Director



**Clifford Lafleur**  
Chief Operating Officer



**Andrée St-Germain**  
Chief Financial Officer



**Dale Kerner**  
Vice President, Permitting



**Greg Robinson**  
General Manager, Florida  
Canyon Mine



**Sean Deissner**  
Vice President, Finance

Florida Canyon Mine: **Nevada**



DeLamar Project: **Idaho**



Nevada North Project: **Nevada**



**GROWTH FOCUSED PRECIOUS METALS PRODUCER IN THE GREAT BASIN OF THE USA**



Focused on demonstrating profitability and operational success at principal operating asset, the Florida Canyon Mine



Delivering value through successful mining operations, efficient project development, disciplined capital allocation, and strategic M&A



Rapidly advancing two development stage heap leach projects: the DeLamar Project and the Nevada North Project



Maintaining the highest industry standards for environmental, social, and governance practices in all communities we operate in

## Q1 2026: Strong Financial Position

Q1 was highlighted with a strong financial position, with \$105.8 million in cash, and working capital of \$139.7 million



Gold Produced  
**12,635 oz**

Revenue  
**\$61.7 million**

Sustaining Capital  
**\$10.8 million**

Cash Costs<sup>1</sup>  
**\$2,422/oz**

Operating Cash Flow  
**\$13.8 million**

Cash<sup>2</sup>  
**\$105.8 million**

Mine-site AISC<sup>1</sup>  
**\$ 3,310 /oz**

Adjusted Earnings<sup>1</sup>  
**\$12.9 million**

Operating Margin<sup>3</sup>  
**40%**

# Q1 2026: Florida Canyon Operating Results

Record throughput of 76,800 total tonnes per day (“tpd”) as a result of new fleet of 785 CAT Haul trucks and Hitachi shovel

Operating Metrics	Unit	Q1 2026
Ore	kt	3,008
Waste	kt	3,902
Strip ratio	waste/ore	1.30
Crushed ore to pad	kt	1,784
ROM to pad	kt	1,074
Total to leach pads	kt	2,858
Processed grade	g/t Au	0.19
Gold recovery rate	%	59.9%
Gold produced	oz	12,635
Gold sold	oz	12,518
Cash cost <sup>1</sup>	\$/oz sold	2,422
Mine-site AISC <sup>1</sup>	\$/oz sold	3,310

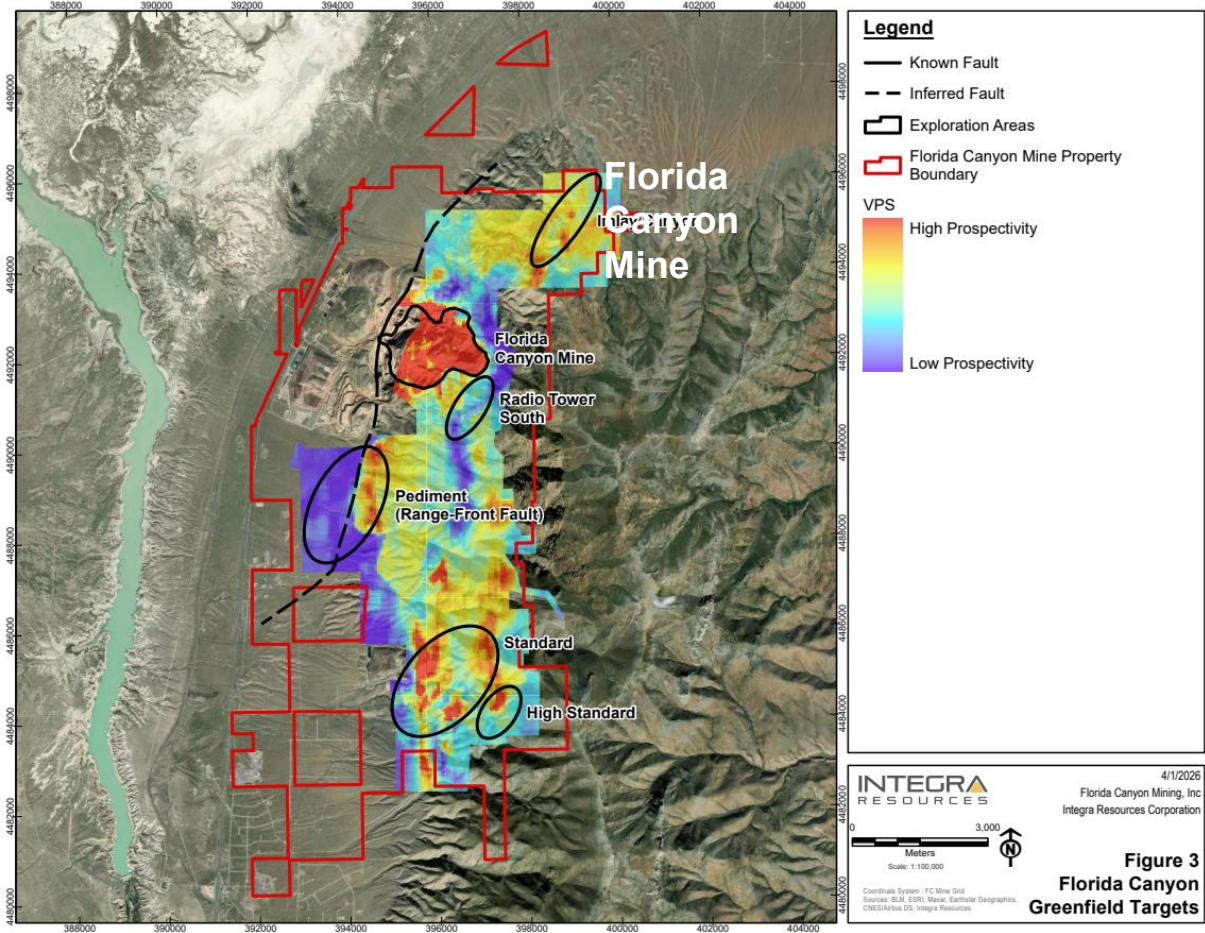
- Achieved a record mining rate of 76,800 total tonnes per day, positioning the operation to deliver improved operational flexibility and production consistency in future quarters.
- Throughput increase was driven by the addition of the six Caterpillar 785 haul trucks commissioned during the quarter, completing the expansion of the fleet since 2025 to include eight Caterpillar 785 haul trucks, one Caterpillar 992HL loader and one Hitachi EX3600 front shovel.
- Q1 production of 12,635 gold ounces and 12,518 gold ounces sold at mine-site.
- Approximately 3,000 ounces were deferred from current quarter production due to temporarily reduced solution flow rates to a specific Phase II leach pad cell. The cell contains fine ore from the newly opened N2 pit, and a blending strategy has been developed to maintain nominal leach rates for this fine material.
- With this approach, together with the ramp up of the Phase IIIB leach pad, the Company expects to meet its annual gold production guidance of 70,000 to 75,000 ounces, with the majority of deferred first quarter ounces expected to be recovered through ongoing leaching over the remainder of 2026.
- Recoveries remain in-line with expectations.
- Invested \$10.8 million in sustaining capital, continuing a capital-intensive period required for sustainable production growth.
- Q1 2026 AISC of \$3,310/oz sold; Cost pressure mostly due to royalties and excise taxes which are directly impacted by fluctuations in the gold price.
- Advanced FCM’s feasibility study, with a target completion date in late June 2026

# 2026 Drilling Program: Largest in Company History

50,000 m drill program targeting resource growth, mine life extension and development readiness

Florida Canyon	DeLamar	Nevada North
42,500 m drilling	2,500 m drilling	5,500 m drilling
<b>Target:</b> near-mine oxide growth	<b>Target:</b> Pre-construction detailed engineering	<b>Target:</b> resource conversion, hydrogeological, met and geotech
<b>Result:</b> Immediate production impact	<b>Result:</b> Build construction readiness	<b>Result:</b> PFS 2027 and permitting

- Infrastructure-led drilling → fastest path from discovery to production
- Exploration success converts directly to near-term production and cash flow



# Florida Canyon Mine: Growth Potential

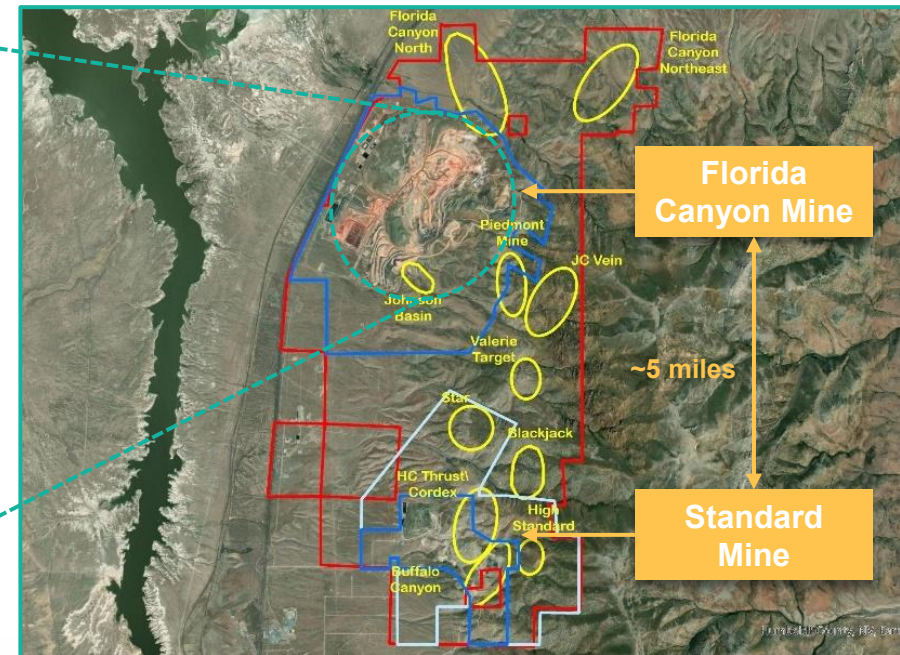
Integra focused on defining additional oxide material to support production growth and mine life extension

## Near Mine Growth



**Opportunity:** Large volumes of historical waste/back fill material; numerous pits, divided by sparsely drilled saddles; Integra to evaluate possibility of processing material previously below cut-off and connecting pits; potential source of oxide material to increase scale and mine life

## Regional Growth



**Opportunity:** Standard Mine (south of Florida Canyon) produced >220kcozs Au between 2004-2015, situated within same productive geological structure; no recent drilling at Standard Mine, limited drilling between Standard Mine and Florida Canyon; drill targets identified

# DeLamar Project - Q1 2026 Highlights

## Clear Path to Record of Decision, on the Back of a Robust Feasibility Study



### *Permitting*

- **Clear Path to Record of Decision:** The United States Bureau of Land Management anticipates a Record of Decision being published in Q3 2027, reflecting an efficient 15-month National Environmental Policy Act process.
- **FAST-41 Program:** inclusion in the United States Federal Permitting Improvement Steering Council FAST-41 Transparency Projects Program. 15-month NEPA timeline (vs 2-3 years under previous administrations).
- **Notice to Proceed:** Now that the Mine Plan of Operations (“MPO”) is deemed to be administratively complete, we expect the Notice to Proceed in Q2 2026

### *De-Risking Activities*

- Financed via \$62mm equity financing in Feb 2026
- Acquired strategic land position near the DeLamar Project and started engineering on power supply with Idaho Power

### *Engineering*


- Engaged Ausenco (Denver) to lead detailed engineering and procurement effort

### *Feasibility Study*

- **Robust Feasibility Study:** 43-101 technical report filed in early February and demonstrates large-scale, conventional open pit oxide heap leach operation, with competitive cost profile and excellent economics. After-tax NPV5% of ~\$774 million and after-tax IRR to 46% using base gold and silver prices of \$3,000/oz and \$35/oz, respectively.

# Nevada North Project - Q1 2026 & Recent Updates

Commenced work towards updated technical report for Nevada North with a target release date in early 2027



## ***Wildcat Deposit***

- Further to the hydrogeological study completed at in Q4 2025 hydrogeological, data collection in 2026 will support the development of a hydrogeological conceptual site model (HCSM) and further assessment of potential water.
- The reclamation permit from Nevada Division of Environmental Protection ("NDEP") Bureau of Mining Regulation and Reclamation ("BMRR") has been received in April 2026 (see April 29, 2026 press release)
- The Wildcat EPO, now fully approved, will provide greater flexibility for significantly expanded exploration and hydrogeological drilling campaigns scheduled to begin in Q2 2026.

## ***Mountain View Deposit***

- Environmental analysis for the Mountain View EPO completed and posted for 30-day public comment period (completed); Final Environmental Assessment was published in Q4 2025 (with no public comment period); NDEP BMRR Reclamation Permit is anticipated in Q2 2026.

***EPO for Wildcat and Mountain View provides greater flexibility for significantly expanded exploration and drilling campaigns in the future***

# Q1 2026: Financial Results

Q1 2026 was highlighted by continued strong operating margin, and improved financial position

**\$105.8M**

Cash

**\$61.7M**

Revenue

**\$24.9M**

Mine Operating  
Earnings

**40%**

Operating Profit  
Margin<sup>1</sup>

**\$12.9M**

Adjusted  
Earnings<sup>1</sup>

**\$0.07/sh**

Adjusted EPS<sup>1</sup>

## Highlights

- Strong cash balance as at March 31, 2026 of \$105.8 million and robust working capital of \$139.7 million.<sup>(2)</sup>
- Completed an equity financing for net proceeds of \$57.5 million, to fund pre-production expenditures at DeLamar and the acquisition of strategic land nearby the Project
- Q1 2026 revenues totaled \$61.7 million with a cost of sales of ~\$36.9 million, which resulted in \$24.9 million in mine operating earnings; This represents a ~40% operating profit margin for the quarter, vs 27% in Q1 2025
  - Increased gross profit margin vs comparative period resulting from increased revenue due to higher gold prices realized in 2026 (avg. realized gold price of \$4,854/oz for Q1 2026).
- Q1 2026 adjusted earnings of \$12.9 million (\$0.07 per share) vs \$4.4 million (\$0.03 per share) in Q1 2025

# Looking Forward: Investing in a Platform for Growth

Shareholder returns continue to be generated through operational execution and project advancement

**Florida Canyon: re-investment, optimization, growth drilling, late Q2 2026/early Q3 2026 technical report**

**DeLamar: Pre-production capital expenditures in 2026 and 2027 to de-risk construction; permitting advancement toward NOI and final BLM schedule**

**Nevada North: accelerated de-risking; environmental and pre-permitting activities; Commence pre-feasibility study in late 2026**

**Capital Markets: enhanced liquidity and capital markets profile; GDXJ inclusion in March 2026**

**Corporate: capital allocation and evaluation of strategic M&A**

# Continuing to Build the Next Mid-tier Producer

<b>Production &amp; Cash Flow</b>	Florida Canyon generates cash flow to support the advancement of DeLamar & Nevada North
<b>Growth Pipeline</b>	Built-in pipeline of complementary heap leach projects underpin unmatched growth profile
<b>Resource Scale</b>	Peer leading resource inventory of 7.0Moz AuEq M&I and 3.1Moz AuEq Inf. <sup>1</sup> across three assets
<b>Jurisdiction</b>	Scarcity of high-quality assets in the Great Basin; opportune time for project advancement
<b>Team</b>	Enhanced executive team; support from large institutions, Wheaton, Alamos, and Beedie
<b>Attractive Valuation</b>	Recent transition from developer to producer provides attractive entry point for investors



# Q&A

---



# CAUTIONARY NOTE REGARDING NON-GAAP FINANCIAL MEASURES

## Cautionary Note Regarding Non-GAAP Financial Measures

The Company has included herein certain performance measures ("non-GAAP measures") which are not specified, defined, or determined under generally accepted accounting principles (in our case, International Financial Reporting Standards, or "IFRS"). These are common performance measures in the gold mining industry, but because they do not have any mandated standardized definitions, they may not be comparable to similar measures presented by other issuers. Accordingly, we use such measures to provide additional information and you should not consider them in isolation or as a substitute for measures of performance prepared in accordance with generally accepted accounting principles ("GAAP").

Please see the information under the heading "Non-GAAP Measures" in the Company's management's discussion and analysis for the financial period ended March 31, 2026, which section is incorporated by reference in this presentation, for a description of the non-GAAP disclosed in this presentation. The Company's management's discussion and analysis may be found on SEDAR+ at [www.sedarplus.ca](http://www.sedarplus.ca) and on EDGAR at [www.sec.gov](http://www.sec.gov).

# Non-GAAP Financial Measures

## Avg. Realized Gold Price

	Three months ended March 31,	
	2026	2025
Gold revenue	\$ 60,757	\$ 56,430
Gold ounces sold during the period	12,518	19,540
<b>Average realized gold price (per oz sold)</b>	<b>\$ 4,854</b>	<b>\$ 2,888</b>

## Capital Expenditures

	Three months ended March 31,	
	2026	2025
Payments for mineral properties, plant and equipment	\$ 8,976	\$ 3,785
Payments for equipment leases	3,592	2,234
Total capital expenditures	12,568	6,019
<b>Less: Non-sustaining capital expenditures</b>	<b>(1,788)</b>	<b>—</b>
<b>Sustaining capital expenditures</b>	<b>\$ 10,780</b>	<b>\$ 6,019</b>

## Free Cash Flow

	Three months ended March 31,	
	2026	2025
Operating cash flow	\$ 13,798	\$ 15,732
Less: sustaining capital expenditures	(10,780)	(6,019)
<b>Free cash flow</b>	<b>\$ 3,018</b>	<b>\$ 9,713</b>
<b>Free cash flow per share (basic)</b>	<b>\$ 0.02</b>	<b>\$ 0.06</b>
<b>Weighted average shares outstanding (basic)</b>	<b>193,554</b>	<b>168,711</b>

## Operating Margin

	Three months ended March 31,	
	2026	2025
Revenue	\$ 61,724	\$ 57,025
Mine operating earnings	24,851	15,484
<b>Operating margin</b>	<b>40 %</b>	<b>27 %</b>

## Operating Cash Flow before changes in Working Capital

	Three months ended March 31,	
	2026	2025
Operating cash flow	\$ 13,798	\$ 15,732
Change in working capital	8,627	(3,432)
<b>Operating cash flow before change in working capital</b>	<b>\$ 22,425</b>	<b>\$ 12,300</b>
<b>Operating cash flow per share (basic)</b>	<b>\$ 0.07</b>	<b>\$ 0.09</b>
<b>Operating cash flow before change in working capital per share (basic)</b>	<b>\$ 0.12</b>	<b>\$ 0.07</b>
<b>Weighted average shares outstanding (basic)</b>	<b>193,554</b>	<b>168,711</b>

## Cash Cost & AISC

	Three months ended March 31,	
	2026	2025
Production costs	\$ 27,294	\$ 34,482
Royalties and excise taxes	3,899	3,732
Fair value adjustment to production costs on sale of acquired inventories <sup>(1)</sup>	94	1,770
Less: Silver revenue	(967)	(595)
<b>Total cash costs</b>	<b>30,320</b>	<b>39,389</b>
Reclamation accretion expense	333	357
Sustaining capital expenditures	10,780	6,019
<b>Mine-site AISC</b>	<b>\$ 41,433</b>	<b>\$ 45,765</b>
General and administrative expenses	2,964	1,674
Share-based compensation	369	351
<b>Total AISC</b>	<b>\$ 44,766</b>	<b>\$ 47,790</b>
Gold ounces sold (oz)	12,518	19,540
<b>Cash costs (per Au sold)</b>	<b>\$ 2,422</b>	<b>\$ 2,016</b>
<b>Mine-site AISC (per Au sold)</b>	<b>\$ 3,310</b>	<b>\$ 2,342</b>
<b>AISC (per Au sold)</b>	<b>\$ 3,576</b>	<b>\$ 2,446</b>

## Adjusted Earnings

	Three months ended March 31,	
	2026	2025
Net (loss) earnings	\$ 12,549	\$ 983
Increase (decrease) due to:		
Transaction and integration costs	—	2,095
Fair value adjustment to production costs on sale of acquired inventories <sup>(1)</sup>	(94)	(1,770)
Unrealized (gains) losses on derivatives	(475)	3,083
Mineral properties, plant and equipment losses	311	36
Current tax effect from adjusting items	84	—
Deferred tax expense (recovery)	516	7
<b>Adjusted earnings (loss)</b>	<b>\$ 12,891</b>	<b>4,434</b>
Weighted average shares outstanding (in 000's) Basic	193,554	168,711
<b>Adjusted basic earnings (loss) per share</b>	<b>\$ 0.07</b>	<b>\$ 0.03</b>



**INTEGRA**  
RESOURCES

TSX-V: ITR | NYSE: ITRG

For more information, please contact:

**George Salamis**, Chief Executive Officer

Email: [george@integresources.com](mailto:george@integresources.com)